



TEXAS A&M UNIVERSITY  
Hazard Reduction  
& Recovery Center

# Resilience in recovery?: Understanding the extent, structure, and operations of nonprofits coordinating to address disaster survivors' unmet needs

**Presenter: Mason Alexander-Hawk**

Making Mitigation Work Webinar  
February 11th


Michelle Annette Meyer, Mason Alexander-Hawk\*, Haley Yelle\*\*, Jordan Vick\*\*, Adrian Rodriguez\*\*, Saul Romero\*\*, Kenny Taylor



This work was supported by the National Science Foundation 1944329. Any opinions, findings, and conclusions or recommendations expressed in this material are those of the author(s) and do not necessarily reflect the views of the National Science Foundation.

# The Research Project: Identifying LTRGs across the US to understand their operations

- LTRGs = long-term recovery groups that coordinate mostly donated resources to address unmet needs of disaster survivors
- LTRGs are important for low-income survivors recovery
- There is no a list of all LTRGs that exist or have existed in the US
- We compiled a list of all LTRGs that operated between 2010-2019 in the US to create a database.



Link to blog and published paper  
from *Nonprofit and Voluntary  
Sector Quarterly*



# Methodology

CDC/ATSDR Social  
Vulnerability Index (SVI)



long term recovery groups Texas

All Images News Videos Forums Shopping Web



Google News  
<https://news.google.com>

## Google News

Comprehensive up-to-date news coverage, aggregated from sources all over the world by Google News.

### Top stories

Comprehensive up-to-date news coverage, aggreg



Newspapers.com  
<https://go.newspapers.com> > online > archive

## Newspapers Com

Historical **Newspaper** Archives — Search 954 million obituaries, birth, & marriage records. Easily discover with your past. Free for 7 days. Articles. Obituaries. 575+ million pages.

ews

mprehensive up-to-date news coverage, aggreg



Charity  
Navigator



CharityWatch



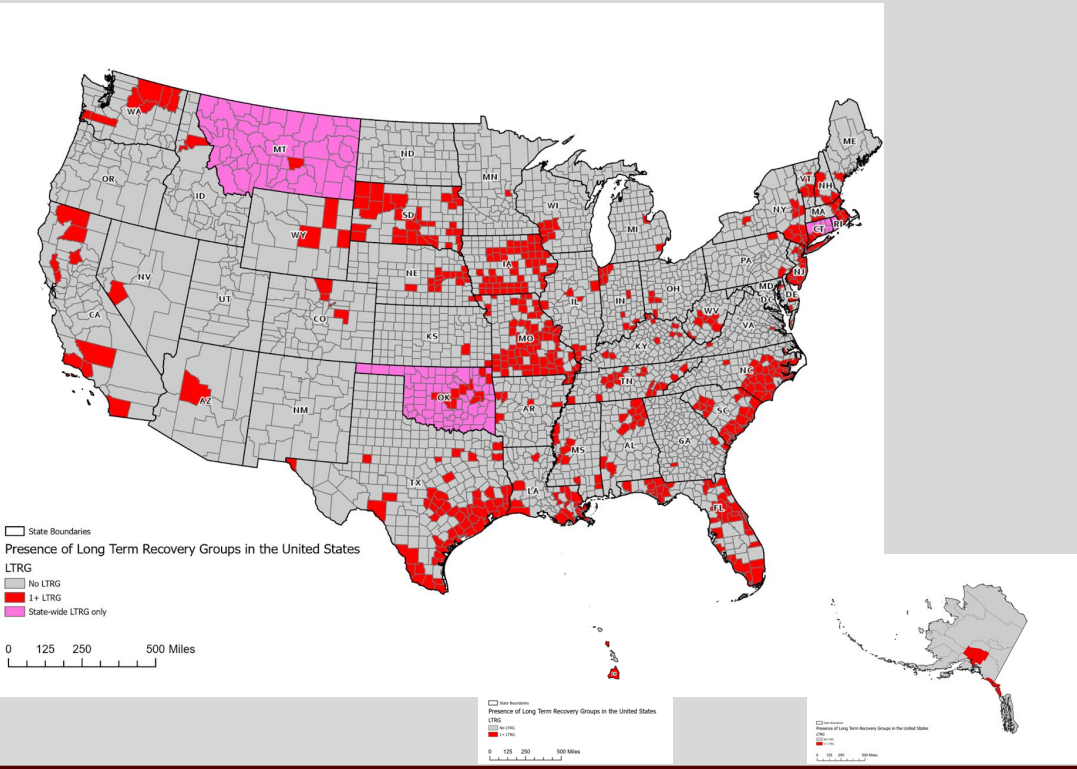
ProPublica



GreatNonpr...



# Results



Many LTRGs, mostly informal groups, in urban counties

- 455 LTRGs found
  - 80% serve single counties
  - Only 36% have nonprofit status
  - Missouri has 57, followed by Texas 50

# Results

- Counties with LTRGs: had higher disaster damages
- Had larger populations
- Had slightly higher overall social vulnerability scores, indicating greater social vulnerability

Disaster and Demographic Context of Counties with and without LTRGs		
	With LTRG	Without LTRG
Total Property Damage (in \$USD 2018 millions)	↑	↓
Total Crop Damage (in \$USD 2018 millions)	↑	↓
Total Fatalities	↑	↓
Total Population	↑	↓
% minority (all persons except white, non-Hispanic)	↑	↓
% aged 65 and older	↓	↑
% of population with a disability	↓	↑
Persons below poverty	↑	↓
Percentage of single parent household with children under 18	↑	↓
Overall SVI percentile ranking	↑	↓

# Impact to Public: Better LTRGs that Speed Recovery

- LTRGs are becoming increasingly common
- But communities first forming one are often confused and need support



- Database provides access to peers for learning
- Research results and team's expertise also provide guidance on LTRG structure and operations



- **Improved LTRG operation will reduce recovery time for most needy survivors and ensures better use of donated resources**
- **Faster LTRG formation speeds recovery for survivors**
- **Improved donor trust and relations**
- **Reduced confusion for survivors with unmet needs**

# Next Steps

- Survey dissemination and analysis
- Conduct a comparative analysis on counties with and without LTRGs
- Interview LTRGs to better understand operations




# Thanks

- [Masonrhawk@tamu.edu](mailto:Masonrhawk@tamu.edu) or [Michelle.meyer@tamu.edu](mailto:Michelle.meyer@tamu.edu)
- Hazard Reduction & Recovery Center: [hrrc.tamu.edu](http://hrrc.tamu.edu)



Link to online Atlas of LTRGs and Local VOADs



Link to blog and published paper

